

US Flange Plate Kit

Wheel Chart



Precision. Performance. Professional Shop Solutions.

Model	Year	Hub Size	Plate	BHP	Stud	Collet
Acura						
CL	98-00	64mm	A	4 x 4.5	3	2
CL	01-03	64mm	B	5 x 4.5	3	2
Integra	86-01	56mm	A	4 x 100	3	1
Integra Type R	87-01	64mm	B	5 x 4.5	3	2
Legend	86-90	64mm	A	4 x 4.5	3	2
Legend	91- ON	70mm	B	5 x 4.5	3	3
MDX	01-06	64mm	B	5 x 4.5	5	2
MDX	07-09	64mm	B	5 x 120	5	2
NSX - Front	94-05	70mm	B	5 x 4.5	3	3
NSX - Rear	94-05	64mm	B	5 x 4.5	3	2
RDX	07-11	64mm	B	5 x 4.5	5	2
RL	97-04	64mm	B	5 x 4.5	3	2
RL	05-11	64mm	B	5 x 120	3	2
RSX	02-06	64mm	B	5 x 4.5	3	2
SLX	96-99	100mm	D	6 x 5.5	5	7
TL	96-08	64mm	B	5 x 4.5	3	2
TL 2.5	92-98	64mm	A	4 x 4.5	3	2
TL	09-11	64mm	B	5 x 120	5	2
TSX	04-11	64mm	B	5 x 4.5	3	2
ZDX	10-11	64mm	B	5 x 120	3	2
Aston Martin						
DB9	04-11	68.1mm	B	5 x 4.5	5	3
DB5	08-11	69.8mm	B	5 x 4.5	5	3
Vantage	09-11	68.1mm	B	5 x 4.5	5	3
Audi						
A3, A6, A8	95-11	57mm	C	5 x 112	3	1
A4	96-08	57mm	C	5 x 112	3	1
A4	09-11	66.6mm	C	5 x 112	3	1
A5	95-99	57mm	C	5 x 112	3	1
A5	08-11	66.6mm	C	5 x 112	3	1

Model	Year	Hub Size	Plate	BHP	Stud	Collet
Audi						
A7	10-11	66.6mm	C	5 x 112	3	1
Quattro	01-05	57mm	C	5 x 112	3	1*
R8	06-11	57mm	C	5 x 112	3	1*
RS4, S4, S6, S8	00-11	57mm	C	5 x 112	3	1*
S4 3.0, S5	08-11	66.6mm	C	5 x 112	3	1
TT	99-06	57mm	B	5 x 100	3	1*
TT	07-11	57mm	C	5 x 112	3	1*
Q5	08-11	66.6mm	C	5 x 112	3	1
Q7	06-11	71.5mm	C	5 x 130	3	**
BMW						
1, 3, 5, 6, 7, 8, M, Z Series	89-11	72.6mm	B	5 x 120	5	3*
5 Series and M5	97-03	74.1mm	B	5 x 120	5	3*
X3	04-10	72.6mm	B	5 x 120	5	3*
X5	02-06	72.6mm	B	5 x 120	5	3*
X5	07-11	74.1mm	B	5 x 120	5	3*
X6 Front	08-11	74.1mm	B	5 x 120	5	3*
X6 Rear	08-11	72.6mm	B	5 x 120	5	3*
Buick						
Century	86-05	70.2mm	C	5 x 115	5	3
Enclave	10-11	78mm	D	6 x 132	5	4
LaCrosse	05-09	70.2mm	C	5 x 115	5	3
LaCrosse	10-11	67mm	B	5 x 120	5	2
LeSabre	88-05	70.2mm	C	5 x 115	5	3
Lucerne	06-11	70.2mm	C	5 x 115	5	3
Park Avenue	84-05	70.2mm	C	5 x 115	5	3
Rainier	04-07	78mm	D	6 x 127	5	4
Regal	98-08	70.2mm	C	5 x 115	5	3
Regal	09-11	67mm	B	5 x 120	5	2
Rendezvous	01-07	70.2mm	C	5 x 115	5	3
Riviera	86-99	70.2mm	C	5 x 115	5	3

Recommended Collet Options:

*- HW160 XX0 031 57/72.5/74mm No Taper Collet

** - USE HW160 XX0 032 51.7/71.5mm No Taper Collet

Model	Year	Hub Size	Plate	BHP	Stud	Collet
Buick						
Skylark	80-98	57.1mm	B	5 x 100	5	1
Terraza	2005	70.2mm	C	5 x 115	5	3
Terraza	06-07	70.2mm	D	6 x 115	5	3
Cadillac						
Allante	87-93	70mm	C	5 x 115	5	3
Catera	98-01	65mm	B	5 x 110	5	2
CTS	03-08	70.2mm	C	5 x 115	5	3
CTS	09-11	67mm	B	5 x 120	5	2
CTS-V	05-07	70.2mm	D	6 x 115	5	3
DeVille	98-05	70.2mm	C	5 x 115	5	3
DTS	06-1	70.2mm	C	5 x 115	5	3
Eldorado	98-02	70.2mm	C	5 x 115	5	3
Escalade	99-11	78mm	D	6 x 5.5	5	4
Seville	86-04	70.2mm	C	5 x 115	5	3
SRX	04-09	70.2mm	D	6 x 115	5	3
SRX	10-11	70.2mm	D	6 x 120	5	3
STS	05-11	70.2mm	C	5 x 115	5	3
STS-V	06-11	70.2mm	D	6 x 115	5	3
XLR, XLR-V	04-11	70.2mm	C	5 x 4.75	5	3
Chevrolet						
Astro	98-02	77.8mm	B	5 x 127	5	4
Astro	03-05	77.8mm	D	6 x 5.5	5	4
Avalanche 1500	02-11	78.3mm	D	6 x 5.5	5	4
Avalanche 2500	02-06	116.8mm	A	8 x 6.5	5	9
Aveo	04-11	56.5mm	A	4 x 100	5	1
Blazer	00-05	100.1mm	C	5 x 4.75	5	7
C-1500	88-99	78mm	B	5 x 127	5	4
C-2500 - Option1	88-00	78mm	D	6 x 5.5	5	4
C-2500 - Option2	88-00	117mm	A	8 x 6.5	5	****
C-3500	99-11	117mm	A	8 x 6.5	5	****

Model	Year	Hub Size	Plate	BHP	Stud	Collet
Chevrolet						
Camaro	98-02	70.2mm	C	5 x 4.75	5	3
Camaro	10-11	67mm	B	5 x 120	5	2
Captiva	06-11	70.2mm	C	5 x 115	5	3
Cavalier	98-05	57mm	B	5 x 100	5	1*
Cobalt	05-10	56.5mm	A	4 x 100	5	1
Cobalt SS	05-10	65mm	B	5 x 110	5	2
Colorado	04-11	100.1mm	D	6 x 5.5	5	7**
Corvette	98-11	70.2mm	C	5 x 4.75	5	3
Epica	06-11	56.5mm	A	4 x 4.5	5	1
Equinox	05-09	70.2mm	C	5 x 115	5	3
Equinox	10-11	67mm	B	5 x 120	5	2
Express G1500	98-00	78mm	B	5 x 127	5	4
Express G1500	01-07	78mm	D	6 x 5.5	5	4
Express G2500	98-03	78mm	D	6 x 5.5	5	4
Express G2500	98-07	78mm	A	8 x 6.5	5	4
Express G3500	98-07	78mm	A	8 x 6.5	5	4
HHR	06-11	65mm	B	5 x 110	5	2
Impala	00-11	70.2mm	C	5 x 115	5	3
K-1500	88-99	78mm	D	6 x 6.5	5	4
K-2500	88-00	78mm	D	6 x 6.5	5	4
K-2500	88-00	117mm	A	8 x 6.5	5	9
K-3500	88-00	117mm	A	8 x 6.5	5	9
Lumina	98-01	70.2mm	C	5 x 115	5	3
Malibu	98-03	70.2mm	C	5 x 115	5	3
Malibu	04-05	65mm	B	5 x 110	5	2
Malibu (Option)	04-05	70.2mm	C	5 x 115	5	3
Malibu	06-11	65mm	B	5 x 110	5	2
Metro	95-01	60mm	A	4 x 4.5	5	1
Monte Carlo	98-07	70.2mm	C	5 x 115	5	3
Optra	04-06	56.5mm	A	4 x 4.5	5	1

Recommended Collet Options:

*- HW160 XX0 031 57/72.5/74mm No Taper Collet

^^^ HW160 XX0 062 99-101.5/105-110.7mm Special Fitment Collet

**** - Reference MD Chart Disc 5

Model	Year	Hub Size	Plate	BHP	Stud	Collet
Chevrolet						
Prizm	98-03	54.1mm	A	4 x 100	5	1
S-10	98-04	70.2mm	C	5 x 4.75	5	3
Silverado 1500	99-On	78mm	D	6 x 5.5	5	4
Silverado C1500	99-07	78mm	D	6 x 5.5	5	4
Silverado C1500 (Option)	05-07	78mm	A	8 x 6.5	5	4
Silverado C2500	00-07	78mm	A	8 x 6.5	5	4
Silverado C3500	01-07	78mm	A	8 x 6.5	5	4
Silverado K1500	99-07	78mm	D	6 x 5.5	5	4
Silverado K1500 (Option)	05-07	78mm	A	8 x 6.5	5	4
Silverado K2500	00-07	78mm	A	8 x 6.5	5	4
Silverado K3500	01-07	78mm	A	8 x 6.5	5	4
SSR	03-06	78mm	D	6 x 127	5	4
Suburban 1500	08-11	78mm	D	6 x 5.5	5	4
Suburban C1500	98-99	78mm	B	5 x 127	5	4
Suburban C1500	00-07	78mm	D	6 x 5.5	5	4
Suburban 2500	08-11	78mm	A	8 x 6.5	5	4
Suburban C2500	98-07	78mm	A	8 x 6.5	5	4
Suburban K1500	98-07	78mm	D	6 x 5.5	5	4
Suburban K2500	98-07	78mm	A	8 x 6.5	5	4
Tahoe	pre 98	78mm	B	5 x 127	5	4
Tahoe	98-11	78mm	D	6 x 5.5	5	4
Tracker	98-04	108mm	C	5 x 5.5	5	8 ^{^^^}
Trailblazer	02-11	78mm	D	6 x 127	5	4
Traverse	08-11	78mm	D	6 x 132	3	4
Uplander	2005	70.2mm	C	5 x 115	5	3
Uplander	06-07	70.2mm	D	6 x 115	5	3
Venture	98-05	70.2mm	C	5 x 115	5	3
Chrysler						
200	10-11	71.5mm	B	5 x 4.5	5	**
300	05-11	71.5mm	C	5 x 115	5	**

Model	Year	Hub Size	Plate	BHP	Stud	Collet
Chrysler						
300M	99-04	71.5mm	B	5 x 4.5	5	**
Aspen	07-09	77.8mm	C	5 x 5.5	5	4
Cirrus	98-00	57mm	B	5 x 100	5	1*
Concorde	98-04	71.5mm	B	5 x 4.5	5	**
Crossfire	04-08	66.5mm	C	5 x 112	5	2***
(Grand) Voyager	08-11	71.5mm	B	5 x 127	5	**
LHS	99-01	71.5mm	B	5 x 4.5	5	**
Pacifica	04-08	71.5mm	B	5 x 127	5	**
PT Cruiser	01-10	57mm	B	5 x 100	5	1*
Prowler	01-02	71.5mm	B	5 X 4.5	5	**
Sebring Option 1	98-03	67.1mm	B	5 x 100	5	2
Sebring Option 2	98-03	67.1mm	B	5 x 4.5	5	2
Sebring	04-07	57mm	B	5 x 100	5	1*
Sebring	08-11	57mm	B	5 x 4.5	5	1*
Town & Country	98-07	71.5mm	B	5 x 4.5	5	**
Town & Country	08-11	71.5mm	B	5 x 127	5	**
Voyager	84-07	71.5mm	B	5 x 4.5	5	**
Daewoo						
Lanos and Nubira	98-03	56.5mm	A	4 x 100	5	1
Leganza	98-03	56.5mm	B	5 x 4.5	5	1
Dodge						
Avenger	98-11	57.1mm	B	5 x 4.5	5	1
Caliber	07-11	67.1mm	B	5 x 4.5	5	2
Caravan	98-00	71.5mm	B	5 x 100	5	**
Caravan	98-07	71.5mm	B	5 x 4.5	5	**
Challenger	08-11	71.5mm	C	5 x 115	5	**
Charger	06-11	71.5mm	C	5 x 115	5	**
Dakota	98-04	71.5mm	D	6 x 4.5	5	**
Dakota	05-11	71.5mm	C	5 x 5.5	5	**
Durango	98-03	71.5mm	D	6 x 4.5	5	**

Recommended Collet Options:

^{^^^}- HW160 XX0 062 99-101.5/105-110.7mm Special Fitment Collet

** - HW160 XX0 032 51.7/71.5mm No Taper Collet

* - HW160 XX0 031 57/72.5/74mm No Taper Collet

*** - HW160 XX0 051 66.5/84/85mm No Taper Collet

Model	Year	Hub Size	Plate	BHP	Stud	Collet
Dodge						
Durango	04-11	77.8mm	C	5 x 5.5	5	4
Grand Caravan	99-07	71.5mm	B	5 x 4.5	5	**
Grand Caravan	08-11	71.5mm	B	5 x 5	5	**
Intrepid	98-04	71.5mm	B	5 x 4.5	5	**
Journey	09-11	71.5mm	B	5 x 127	3	**
Magnum	05-08	71.5mm	C	5 x 115	5	**
Neon	98-05	57.1mm	B	5 x 100	5	1
Nitro	07-08	71.5mm	B	5 x 4.5	5	**
Ram Van B-1500	98-03	90mm	C	5 x 5.5	5	5
Ram 1500	94-11	77.8mm	C	5 x 5.5	5	4
Ram 1500 Mega Cab	06-08	121.3mm	A	8 x 6.5	5	9
Ram Pickup 1500 Option 1	00-08	121.3mm	D	6 x 5.5	5	9
Ram Pickup 1500 Option 2	06-08	121.3mm	A	8 x 6.5	5	9
Ram 2500	94-11	121.3mm	A	8 x 6.5	5	9
Ram 3500	94-11	77.8mm	A	8 x 6.5	5	4
Ram SRT-10	04-06	77.8mm	C	5 x 5.5	5	4
Stealth	91-96	67.1mm	B	5 x 4.5	5	2
Stratus Option 1	95-06	57.1mm	B	5 x 100	5	1
Stratus Option 2	01-06	57.1mm	B	5 x 4.5	5	1
Viper	92-10	71.5mm	D	6 x 4.5	5	**
Eagle						
Medallion	87-89	56mm	A	4 x 100	5	1
Premier	87-92	67mm	C	5 x 108	5	2
Summit	86-92	67mm	A	4 x 4.5	5	2
Summit	93-96	56mm	A	4 x 100	5	1
Talon	90-99	67mm	B	5 x 4.5	5	2
Vision	93-97	71.5mm	B	5 x 4.5	5	**
Ferrari						
360 Challenge, Modena	00-05	67.1mm	C	5 x 108	5	2
458, 612, California, F430	04-11	66.9mm	B	5 x 4.5	5	2

Model	Year	Hub Size	Plate	BHP	Stud	Collet
Fiat						
500	07-11	58.1mm	N/A	4 x 98	5	1
Ford						
Aspire	94-97	54mm	A	4 x 100	5	1
Contour	95-00	63.4mm	A	4 x 108	5	2
Crown Victoria	98-07	70.5mm	B	5 x 4.5	5	3
E-150	92-06	87mm	C	5 x 5.5	5	5^^
E-150	07-11	125mm	A	8 x 6.5	5	****
E-250	98-07	125mm	A	8 x 6.5	5	****
E-350	98-07	125mm	A	8 x 6.5	5	****
Edge	07-11	70.5mm	B	5 x 4.5	5	3
Escape	01-11	67mm	B	5 x 4.5	5	2
Escort	81-90	63.4mm	A	4 x 108	5	2
Escort	91-01	54mm	A	4 x 100	5	1
Excursion	00-05	125mm	A	8 x 170	2	****
Expedition	97-02	87mm	B	5 x 135	5	5^^
Expedition	03-11	87mm	D	6 x 135	5	5^^
Explorer	01-11	70.5mm	B	5 x 4.5	5	3
F-150	97-04	87mm	B	5 x 135	5	5^^
F-150	04-11	87mm	D	6 x 135	5	5^^
F-250 Super Duty	99-11	125mm	A	8 x 170	5	****
F-350 Super Duty	99-11	125mm	A	8 x 170	5	****
Fiesta	2011	63.4mm	A	4 x 108	5	2
Five Hundred	05-07	63.4mm	B	5 x 4.5	5	2
Flex	09-11	70.6mm	B	5 x 4.5	5	2
Focus	00-11	63.4mm	A	4 x 108	5	2
Focus	2012	63.4mm	C	5 x 108	5	2
Freestar	04-05	63.4mm	C	5 x 108	5	2
Freestar	06-07	63.4mm	B	5 x 4.5	5	2
Freestyle	05-07	70.6mm	B	5 x 4.5	5	3
Fusion	06-11	67.1mm	B	5 x 4.5	5	3

Recommended Collet Options:

^^- HW160 XX0 060 86.4-87.3/91-96mm SLA Taper Collet

** - USE HW160 XX0 032 51.7/71.5mm No Taper Collet

**** - Reference MD Chart Disc 1

Model	Year	Hub Size	Plate	BHP	Stud	Collet
Ford						
GT	05-11	70.6mm	B	5 x 4.5	5	3
Mustang	65-73	70.6mm	B	5 x 114.3	2	3
Mustang	74-93	63.4mm	A	4 x 108	2	2
Mustang	94-11	70.6mm	B	5 x 4.5	5	3
Probe	93-97	67.1mm	B	5 x 4.5	5	2
Ranger	91-11	70.6mm	B	5 x 4.5	5	3
Taurus	98-07	63.4mm	C	5 x 108	5	2
Taurus	08-11	70.6mm	B	5 x 4.5	5	3
Thunderbird	87-88	63.4mm	A	4 x 4.25	5	2
Thunderbird	89-06	63.4mm	C	5 x 108	5	2
Transit Connect	10-11	63.4mm	C	5 x 108	5	2
Windstar	98-03	63.4mm	C	5 x 108	5	2
GMC						
Acadia (Denali, SLE, SLT)	07-11	78mm	D	6 x 132	3	4
C 1500	98-99	78mm	B	5 x 127	5	4
C 2500 - Option1	88-00	78mm	D	6 x 5.5	5	4
C 2500 - Option2	88-00	117mm	A	8 x 6.5	5	9/****
C 3500	88-00	117mm	A	8 x 6.5	5	9/****
Canyon	04-11	100.1mm	D	6 x 5.5	5	7^^^
Censor	08-11	108mm		6 x 5.5		7^^^
Envoy	98-00	78.3mm	C	5 x 4.75	5	4
Envoy	01-09	78.3mm	D	6 x 127	5	4
Jimmy	98-02	70.3mm	C	5 x 4.75	5	3
K 1500	88-98	78.1mm	B	6 x 5.5	5	4
K 2500 - Option1	88-00	78.1mm	D	6 x 5.5	5	4
K 2500 - Option2	88-00	117mm	A	8 x 6.5	5	9/****
K 3500	98-00	117mm	A	8 x 6.5	5	9/****
Safari	98-02	78.1mm	B	5 x 127	5	4
Safari	03-05	78.1mm	D	6 x 5.5	5	4
Savana G1500, G10	93-01	78.1mm	B	5 x 127	5	4

Recommended Collet Options:

**** - Reference MD Chart Disc 5

Model	Year	Hub Size	Plate	BHP	Stud	Collet
GMC						
Savana G1500	02-11	78.1mm	D	6 x 5.5	5	4
Savana G2500, G20 - Option1	98-02	78.1mm	D	6 x 5.5	5	4
Savana G2500, G20 - Option2	97-10	117mm	A	8 x 6.5	5	9/****
Savana G3500, G30	97-10	117mm	A	8 x 6.5	5	9/****
Sierra 1500	99-11	78.1mm	D	6 x 5.5	5	4
Sierra 1500 HD	01-07	117mm	A	8 x 6.5	5	9/****
Sierra 2500	00-10	78.1mm	A	8 x 6.5	5	4
Sierra 2500	11-On	124.1mm	MD	8 x 180	MD	****
Sierra 3500	00-10	78.1mm	A	8 x 6.5	5	4
Sierra 3500	11-On	124.1mm	M/D	8 x 180	MD	****
Sierra Denali	99-10	78.1mm	D	6 x 5.5	5	4
Sonoma	95-04	70.3mm	C	5 x 4.75	5	3
Terrain	10-11	66.9mm		5 x 120		
Yukon	92-99	78.1mm	B	5 x 127	5	4
Yukon	00-11	78.1mm	D	6 x 5.5	5	4
Yukon Denali	92-11	78.1mm	D	6 x 5.5	5	4
Yukon Hybrid	08-11	78.1mm	D	6 x 5.5	5	4
Yukon XL 2500	00-10	117mm	A	8 x 6.5	5	9/****
Yukon XL 2500	11-On	124.1mm	MD	8 x 180	MD	****
Honda						
Accord	76-89	56mm	A	4 x 100	3	1
Accord	90-99	64mm	A	4 x 4.5	3	2
Accord	00-11	64mm	B	5 x 4.5	3	2
Civic	80-05	56mm	A	4 x 100	3	1
Civic	06-11	56mm	B	5 x 4.5	3	1
CR-V	97-11	64mm	B	5 x 4.5	3	2
Element	03-11	64mm	B	5 x 4.5	5	2
Fit	07-11	56mm	A	4 x 100	3	1
Insight	00-06	56mm	A	4 x 100	3	1
Insight	10-11	56mm	A	4 x 100	3	1

^^^ - HW160 XX0 062 99-101.5/105-110.7mm Special Fitment Collet

**** - Reference MD Chart Disc 7

Model	Year	Hub Size	Plate	BHP	Stud	Collet
Honda						
Odyssey	95-04	64mm	B	5 x 4.5	3	2
Odyssey	05-11	64mm	B	5 x 120	3	2
Passport	94-03	100.6mm	D	6 x 5.5	2	7 ^{AAA}
Pilot	03-08	64mm	B	5 x 4.5	3	2
Pilot	09-11	64mm	B	5 x 120	3	2
Prelude	98-01	64mm	B	5 x 4.5	3	2
Ridgeline	06-11	64mm	B	5 x 120	3	2
S2000 Front	00-09	70mm	B	5 x 4.5	3	3
S2000 Rear	00-09	64mm	B	5 x 4.5	3	2
Hummer						
H1, H2	92-10	117mm	A	8 x 6.5	5	9/****
H3	06-10	100mm	D	6 x 5.5	5	7 ^{AAA}
Hyundai						
Accent	95-99	67.1mm	A	4 x 4.5	5	8
Accent	00-11	54mm	A	4 x 100	5	1
Azera	06-11	67.1mm	B	5 x 4.5	5	2
Elantra	00-06	67.1mm	A	4 x 4.5	5	2
Elantra	07-11	67.1mm	B	5 x 4.5	5	2
Entourage	07-09	91.7mm	D	6 x 5.5	5	6
Equus	11-On	67.1mm	B	5 x 4.5	5	2
Genesis	09-11	67.1mm	B	5 x 4.5	5	2
Santa Fe	01-On	67.1mm	B	5 x 4.5	5	2
Sonata	98-05	67.1mm	A	4 x 4.5	5	2
Sonata	06-11	67.1mm	B	5 x 4.5	5	2
Tiburon	97-02	67.1mm	A	4 x 4.5	5	2
Tiburon	03-08	67.1mm	B	5 x 4.5	5	2
Tucson	05-11	67.1mm	B	5 x 4.5	5	2
Veracruz	07-11	67.1mm	B	5 x 4.5	5	2
XG300	01-02	67.1mm	B	5 x 110	5	2
XG350	02-05	67.1mm	B	5 x 4.5	5	2

Model	Year	Hub Size	Plate	BHP	Stud	Collet
Hyundai						
EX35	08-11	66mm	B	5 x 4.5	5	2
FX35	03-11	66mm	B	5 x 4.5	5	2
FX45	03-08	66mm	B	5 x 4.5	5	2
FX50	09-11	66mm	B	5 x 4.5	5	2
G20	95-03	66mm	A	4 x 4.5	5	2
G25	11-On	66mm	B	5 x 4.5	5	2
G35	03-08	66mm	B	5 x 4.5	5	2
G37	09-11	66mm	B	5 x 4.5	5	2
I30	96-01	66mm	B	5 x 4.5	5	2
I35	02-05	66mm	B	5 x 4.5	5	2
J30	92-97	66mm	B	5 x 4.5	5	2
M35	06-10	66mm	B	5 x 4.5	5	2
M37, M56	11-On	66mm	B	5 x 4.5	5	2
M45	03-10	66mm	B	5 x 4.5	5	2
Q45	92-06	66mm	B	5 x 4.5	5	2
QX4	98-03	108mm	D	6 x 5.5	5	8 ^{AAA}
QX56	04-11	77.8mm	D	6 x 5.5	5	4
Isuzu						
Amigo	98-00	108mm	D	6 x 5.5	5	8 ^{AAA}
Ascender	03-08	78.3mm	D	6 x 127	5	4
Axiom	02-04	108mm	D	6 x 5.5	5	8 ^{AAA}
Hombre	98-00	70mm	C	5 x 4.75	5	3
i-280	06-08	100mm	D	6 x 5.5	5	7 ^{AAA}
i-290	06-08	100mm	D	6 x 5.5	5	7 ^{AAA}
i-350	06-08	100mm	D	6 x 5.5	5	7 ^{AAA}
i-370	06-08	100mm	D	6 x 5.5	5	7 ^{AAA}
Oasis	96-99	64mm	C	5 x 108	3	2
Rodeo	92-04	108mm	D	6 x 5.5	5	8 ^{AAA}
Trooper	92-03	108mm	D	6 x 5.5	5	8 ^{AAA}
VehiCross	97-01	108mm	D	6 x 5.5	5	8 ^{AAA}

Recommended Collet Options:

**** - Reference MD Chart Disc 5

AAA- HW160 XX0 062 99-101.5/105-110.7mm Special Fitment Collet

Model	Year	Hub Size	Plate	BHP	Stud	Collet
Jaguar						
S-Type	00-09	63.5mm	C	5 x 108	5	2
X-Type	02-09	63.5mm	C	5 x 108	5	2
XF	09-11	63.5mm	C	5 x 108	5	2
XJ	91-03	73.9mm	C	5 x 4.75	5	3
XJ	04-11	63.4mm	C	5 x 108	5	2
XK	98-06	73.9mm	C	5 x 4.75	5	3
XK	07-11	63.4mm	C	5 x 108	5	2
Jeep						
Cherokee	86-02	71.5mm	B	5 x 4.5	5	**
Commander	06-10	71.5mm	C	5 x 5.5	5	**
Compass	07-11	67.1mm	B	5 x 4.5	5	2
Grand Cherokee	93-98	71.5mm	B	5 x 4.5	5	**
Grand Cherokee	99-11	71.5mm	C	5 x 5.5	5	**
Liberty	02-11	71.5mm	B	5 x 4.5	5	**
Patriot	07-11	67.1mm	B	5 x 4.5	5	2
Prospector	08-11	67.1mm	B	5 x 4.5	5	2
Wrangler	86-06	71.5mm	B	5 x 4.5	5	**
Wrangler	07-11	71.5mm	C	5 x 5.5	5	**
Kia						
Amanti	04-09	67.1mm	B	5 x 4.5	5	2
Forte	10-11	67.1mm	B	5 x 4.5	5	2
Image	01-03	67.1mm	A	4 x 4.5	5	2
Optima	01-06	67.1mm	A	4 x 4.5	5	2
Optima	07-11	67.1mm	B	5 x 4.5	5	2
Rio	01-11	54.1mm	A	4 x 100	5	1
Rondo	07-10	67.1mm	B	5 x 4.5	5	2
Sedona	02-05	67.1mm	B	5 x 4.5	5	2
Sedona	06-11	92.3mm	D	6 x 5.5	5	6
Sephia	98-03	56mm	A	4 x 100	5	1
Sorento	03-09	95.1mm	C	5 x 5.5	5	6

Model	Year	Hub Size	Plate	BHP	Stud	Collet
Kia						
Sorento	11-On	67.1mm	B	5 x 4.5	5	2
Sportage	95-04	95.1mm	C	5 x 5.5	5	6
Sportage	05-10	67.1mm	B	5 x 4.5	5	2
Spectra	00-04	56.1mm	A	4 x 100	5	1
Spectra	05-09	67.1mm	A	4 x 4.5	5	2
Land Rover						
Defender	90-11	114mm	C	5 x 6.5	4	9
Discovery	89-98	114mm	C	5 x 6.5	4	9
Discovery	99-11	72.6mm	B	5 x 120	4	3
Freelander	02-06	64.1mm	B	5 x 4.5	3	2
Freelander	07-11	63.4mm	C	5 x 108	5	2
LR2	08-11	63.4mm	C	5 x 108	3	2
LR3	05-09	72.6mm	B	5 x 120	3	3
LR4	10-11	72.6mm	C	5 x 120	3	3
Range Rover	96-11	72.6mm	B	5 x 120	4	3
Lexus						
CT	11-On	60.1mm	B	5 x 4.5	5	1
ES	98-11	60.1mm	B	5 x 4.5	5	1
GS	98-11	60.1mm	B	5 x 4.5	5	1
GX	03-11	108mm	D	6 x 5.5	3	8 ^{^^^}
HS	10-11	60.1mm	B	5 x 4.5	5	1
IS	01-11	60.1mm	B	5 x 4.5	5	1
LFA	10-On	60.1mm	B	5 x 4.5	5	1
LS	98-06	60.1mm	B	5 x 4.5	5	1
LS	07-11	60.1mm	B	5 x 120	3	1
LX	96-97	108mm	D	6 x 5.5	3	8 ^{^^^}
LX	98-11	110mm	B	5 x 150	3	8 ^{^^^}
ML	11-On	108mm	D	6 x 5.5	3	8 ^{^^^}
RX	99-11	60.1mm	B	5 x 4.5	3	1
SC	98-10	60.1mm	B	5 x 4.5	5	1

Recommended Collet Options:

** - HW160 XX0 032 51.7/71.5mm No Taper Collet

^^^ - HW160 XX0 062 99-101.5/105-110.7mm Special Fitment Collet

Model	Year	Hub Size	Plate	BHP	Stud	Collet
Lincoln						
Aviator	03-05	70.6mm	B	5 x 4.5	5	3
Blackwood	02-03	87mm	B	5 x 135	5	5 ^{^^}
Continental	91-03	63.4mm	C	5 x 108	5	2
LS	00-06	63.4mm	C	5 x 108	5	2
Mark LT	06-08	87mm	B	5 x 135	5	5 ^{^^}
MKS, MKT	09-11	63.4mm	B	5 x 4.5	5	2
MKX, MKZ	07-11	70.6mm	B	5 x 4.5	5	3
Mark VIII	93-98	63.4mm	C	5 x 108	5	2
Navigator	98-02	87mm	B	5 x 135	5	5 ^{^^}
Navigator	03-11	87mm	D	6 x 135	5	5 ^{^^}
Town Car	91-11	70.6mm	B	5 x 4.5	5	3
Zephyr	2006	67.1mm	B	5 x 4.5	5	2
Mazda						
2	11-On	54.1mm	A	4 x 100	5	1
3	03-11	67mm	B	5 x 4.5	5	2
5	06-10	67mm	B	5 x 4.5	5	2
5 Sport, Grand Touring	2012	67mm	B	5 x 4.5	5	2
6	03-11	67mm	B	5 x 4.5	5	2
626	93-02	67mm	B	5 x 4.5	5	2
929	90-95	67mm	B	5 x 4.5	5	2
B Series	94-09	70.6mm	B	5 x 4.5	5	3
CX	07-11	67mm	B	5 x 4.5	5	2
Miata	90-05	54mm	A	4 x 100	5	1
MX-5 Miata	06-11	67mm	B	5 x 4.5	5	2
Millenia	95-03	67mm	B	5 x 4.5	5	2
MPV	98-06	67mm	B	5 x 4.5	5	2
Protégé DX	90-03	54mm	A	4 x 100	5	1
Protégé ES	01-03	54mm	B	5 x 4.5	5	1
RX-6, RX-7, RX-8	04-11	67mm	B	5 x 4.5	5	2
Tribute	01-11	67mm	B	5 x 4.5	5	2

Model	Year	Hub Size	Plate	BHP	Stud	Collet
Mercedes Benz						
All C, E, S Class	92-11	66.5mm	C	5 x 112	3	2 ^{***}
G Class	79-11	84mm	C	5 x 130	3	5 ^{***}
GL Class	07-11	66.5mm	C	5 x 112	3	5 ^{***}
ML	06-11	66.5mm	C	5 x 112	3	5 ^{***}
R Class	06-11	66.5mm	C	5 x 112	3	5 ^{***}
Sprinter 2500	95-05	84mm	C	5 x 130	3	5 ^{***}
Mercury						
Cougar	80-88	63.4mm	A	4 x 108	5	2
Cougar	89-97	63.4mm	C	5 x 108	5	2
Cougar	99-02	63.4mm	A	4 x 108	5	2
Grand Marquis	92-11	70.6mm	B	5 x 4.5	5	3
Marauder	03-05	70.6mm	B	5 x 4.5	5	3
Mariner	05-11	67mm	B	5 x 4.5	5	2
Milan	06-11	70.6mm	B	5 x 4.5	5	3
Montego	05-07	63.4mm	B	5 x 4.5	5	2
Monterey	04-07	63.4mm	C	5 x 108	5	2
Mountaineer	99-10	70.6mm	B	5 x 4.5	5	3
Mystique	95-00	63.4mm	A	4 x 108	5	2
Sable	86-05	63.4mm	C	5 x 108	5	2
Sable	08-09	63.4mm	B	5 x 4.5	5	2
Tracer	98-99	54mm	A	4 x 100	5	1
Villager	98-02	66mm	B	5 x 4.5	5	2 ^{**}
Mini						
Cooper, Clubman	02-11	56mm	A	4 x 100	3	1
Cooper Countryman	11-On	56mm	B	5 X 100	3	1
Mitsubishi						
3000 GT	91-98	67mm	B	5 x 4.5	5	2
Diamante	93-04	67mm	B	5 x 4.5	5	2
Eclipse	95-11	67mm	B	5 x 4.5	5	2
Endeavor	04-11	67mm	B	5 x 4.5	5	2

Recommended Collet Options:

^{^^}- HW160 XX0 060 86.4-87.3/91-96mm SLA Taper Collet

^{***}- HW160 XX0 051 66.5/84/85mm No Taper Collet

Model	Year	Hub Size	Plate	BHP	Stud	Collet
Mitsubishi						
Galant	93-98	67mm	A	4 x 4.5	5	2
Galant	99-11	67mm	B	5 x 4.5	5	2
Lancer	02-05	67mm	A	4 x 100	5	2
Lancer ES, OZ	02-07	67mm	A	4 x 4.5	5	2
Lancer DE, EVO, GTS	08-11	67mm	B	5 x 4.5	5	2
Mirage	93-02	67mm	A	4 x 100	5	2
Mirage 5 Lug	98-99	56mm	B	5 x 100	5	1
Montero	98-06	67mm	D	6 x 5.5	5	2
Montero Sport	97-04	108mm	D	6 x 5.5	5	8 ^{^^^}
Outlander	03-11	67mm	B	5 x 4.5	5	2
Raider	06-09	77.8mm	C	5 x 5.5	5	4

Nissan						
200 SX	1998	59.9mm	A	4 x 100	5	2
200 SX Turbo	1998	66mm	A	4 x 100	5	2
240 SX	pre 93	66mm	A	4 x 4.5	5	2
240 SX	93-98	66mm	B	5 x 4.5	5	2
350 Z	03-09	66mm	B	5 x 4.5	5	2
370 Z	08-11	66mm	B	5 x 4.5	3	2
Altima	93-01	66mm	A	4 x 4.5	5	2
Altima	02-11	66mm	B	5 x 4.5	5	2
Armada	04-11	77.8mm	D	6 x 5.5	5	4
Cube	10-11	66mm	A	4 x 4.5	5	2
Frontier	98-04	100mm	D	6 x 5.5	5	7 ^{^^^}
Frontier	05-11	66mm	D	6 x 4.5	5	2
GT-R	08-11	66mm	B	5 x 4.5	5	2
Juke	11-On	66mm	B	5 x 4.5	5	2
Leaf	11-On	66mm	B	5 x 4.5	5	2
Maxima	89-11	66mm	B	5 x 4.5	5	2
Murano	03-11	66mm	B	5 x 4.5	5	2
Pathfinder	98-04	100mm	D	6 x 5.5	5	7 ^{^^^}

Model	Year	Hub Size	Plate	BHP	Stud	Collet
Nissan						
Pathfinder	05-11	66mm	D	6 x 4.5	5	2
Quest	93-11	66mm	B	5 x 4.5	5	2
Rogue	08-11	66mm	B	5 x 4.5	5	2
Sentra	91-99	59mm	A	4 x 100	5	1
Sentra	00-11	66mm	A	4 x 4.5	5	2
Titan	04-11	77.8mm	D	6 x 5.5	5	4
Versa	07-11	66mm	A	4 x 4.5	5	2
Xterra	00-04	100mm	D	6 x 5.5	5	7 ^{^^^}
Xterra	05-11	66mm	D	6 x 4.5	5	2

Oldsmobile						
Achieva	93-98	57mm	B	5 x 100	5	1
Alero	99-04	70.3mm	C	5 x 115	5	3
Aurora	94-03	70.3mm	C	5 x 115	5	3
Bravada	91-01	70.3mm	C	5 x 4.75	5	3
Bravada	02-04	78.3mm	D	6 x 127	5	4
Cutlass	98-99	70.3mm	C	5 x 115	5	3
88, 98	89-96	70.3mm	C	5 x 115	5	3
Intrigue	98-03	70.3mm	C	5 x 115	5	3
Silhouette	94-04	70.3mm	C	5 x 115	5	3

Plymouth						
Acclaim	89-95	57mm	B	5 x 100	5	1
Breeze	96-00	57mm	B	5 x 100	5	1
Colt	86-93	57mm	A	4 x 100	5	1
Horizon	87-90	57mm	A	4 x 100	5	1
Laser	89-94	67mm	B	5 X 4.5	5	2
Neon 4 Lug	95-00	57mm	A	4 x 100	5	1
Neon 5 Lug	95-00	57mm	B	5 x 100	5	1
Sundance	84-94	57mm	B	5 x 100	5	1
Voyager Option 1	98-00	57mm	B	5 x 100	5	1
Voyager Option 2	98-00	71.5mm	B	5 x 4.5	5	**

Recommended Collet Options:

^{^^^}- HW160 XX0 062 99-101.5/105-110.7mm Special Fitment Collet

** - HW160 XX0 032 51.7/71.5mm No Taper Collet

Model	Year	Hub Size	Plate	BHP	Stud	Collet
Pontiac						
Aztek	01-05	70.3mm	C	5 x 115	5	3
Bonneville	92-05	70.3mm	C	5 x 115	5	3
Firebird/Trans Am	82-02	70.3mm	C	5 x 4.75	5	3
G3	2009	56.6mm	A	4 x 100	5	1
G5 - 4 Lug	07-09	57.1mm	A	4 x 100	5	1
G5 - 5 Lug	07-09	65.1mm	B	5 x 110	5	2
G6	05-09	65.1mm	B	5 x 110	5	2
G8	08-09	66.9mm	B	5 x 120	3	2
Grand Am	92-98	70.3mm	B	5 x 100	5	3
Grand Am	99-05	70.3mm	C	5 x 115	5	3
Grand Prix	98-08	70.3mm	C	5 x 115	5	3
GTO	04-06	69.5mm	B	5 x 120	5	3
Montana	99-05	70.3mm	C	5 x 115	5	3
Montana	2006	70.3mm	D	6 x 115	5	3
Prestige	08-09	70.3mm	C	5 x 115	5	3
Solstice	06-09	65.1mm	B	5 x 110	5	2
Sunfire	95-05	57.1mm	B	5 x 100	5	1
Torrent	06-09	70.3mm	C	5 x 115	5	3
TransSport	89-98	70.3mm	C	5 x 115	5	3
Vibe	03-08	54.1mm	B	5 x 100	5	1
Vibe	09-10	54.1mm	B	5 x 4.5	5	1
Wave	05-06	57.1mm	A	4 x 100	5	1

Porsche						
911, 928	73-11	71.5mm	C	5 x 130	3	**
924	76-88	57mm	A	4 x 108	3	1*
Boxster	05-11	71.5mm	C	5 x 130	3	**
Cayenne	02-11	71.5mm	C	5 x 130	3	**
Cayman	06-11	71.5mm	C	5 x 130	3	**
Panamera	10-11	71.5mm	C	5 x 130	3	**

Model	Year	Hub Size	Plate	BHP	Stud	Collet
Porsche						
900	88-92	65.1mm	A	4 x 108	5	2
900	93-98	65.1mm	B	5 x 110	5	2
9000	85-98	65.1mm	A	4 x 108	5	2
9-2X Series	05-06	56.1mm	B	5 x 100	5	1
9-3 Series	99-11	65.1mm	B	5 x 110	5	2
9-4 Series	93-98	65.1mm	B	5 x 110	5	2
9-4X	11-On	66.9mm	B	6 x 120	5	2
9-5 Series	99-10	65.1mm	B	5 x 110	5	2
9-5 Series	11-On	66.9mm	B	5 x 120	5	2
9-7X Series	05-09	78.3mm	D	6 x 127	5	4

Saturn						
Astra	08-09	65.1mm	B	5 x 110	3	2
Aura Series	07-09	65.1mm	B	5 x 110	5	2
ION Series	03-07	56.5mm	A	4 x 100	5	1
ION Redline	05-07	65.1mm	B	5 x 110	5	2
L Series	00-05	65.1mm	B	5 x 110	5	2
Outlook	07-09	78.3mm	D	6 x 132	3	4
Relay	2005	70.3mm	C	5 x 115	5	3
Relay	06-07	70.3mm	D	6 x 115	5	3
SC Series	98-02	57.1mm	A	4 x 100	5	1
S Series	91-02	57.1mm	A	4 x 100	5	1
Sky	07-09	65.1mm	B	5 x 110	5	2
VUE	02-09	70.3mm	C	5 x 115	5	3

Scion						
tC	05-10	54.1mm	B	5 x 100	5	1
tC	11-On	60.1mm	B	5 x 4.5	5	1
xA	04-07	54.1mm	A	4 x 100	5	1
xB	04-07	54.1mm	A	4 x 100	5	1
xB	08-11	54.1mm	B	5 x 4.5	5	1

Recommended Collet Options:

*- HW160 XX0 031 57/72.5/74mm No Taper Collet

** - HW160 XX0 032 51.7/71.5mm No Taper Collet

Model	Year	Hub Size	Plate	BHP	Stud	Collet
Scion						
xD	08-11	54.1mm	B	5 x 100	5	1
Subaru						
Baja	03-06	56.1mm	B	5 x 100	5	1
Forester	97-11	56.1mm	B	5 x 100	5	1
Impreza	95-11	56.1mm	B	5 x 100	5	1
Impreza WRX STI	05-11	56.1mm	B	5 x 4.5	5	1
Legacy	90-11	56.1mm	B	5 x 100	5	1
Outback	00-11	56.1mm	B	5 x 100	5	1
Tribeca	06-11	56.1mm	B	5 x 4.5	5	1
Suzuki						
Aerio	02-07	54.1mm	A	4 x 100	5	1
Equator	09-11	66.1mm	D	6 x 4.5	5	2
Esteem	95-03	54.1mm	A	4 x 100	5	1
Forenza	04-08	56.5mm	A	4 x 4.5	5	1
Kizashi	10-11	60.1mm	A	5 x 4.5	5	1
Grand Vitara	99-05	108mm	C	5 x 5.5	5	8 ^{^^^}
Grand Vitara	06-11	59.6mm	B	5 x 4.5	5	1
Reno	05-08	56.5mm	A	4 x 4.5	5	1
Sidekick	89-98	108mm	C	5 x 5.5	5	8 ^{^^^}
SX4	07-11	59.6mm	B	5 x 4.5	5	1
Swift	95-04	60.1mm	A	4 x 4.5	5	1
Swift	05-11	56.5mm	A	4 x 100	5	1
Swift Sport	05-11	59.6mm	B	5 x 4.5	5	1
Verona	04-06	56.5mm	A	4 x 4.5	5	1
Vision	07-11	108mm	C	5 x 5.5	5	8 ^{^^^}
Vitara	99-04	108mm	C	5 x 5.5	5	8 ^{^^^}
X-90	1998	108mm	C	5 x 5.5	5	8 ^{^^^}
XL-7, XL-75	99-06	108mm	C	5 x 5.5	5	8 ^{^^^}
XL-7	07-09	70.3mm	C	5 x 115	5	3

Model	Year	Hub Size	Plate	BHP	Stud	Collet
Toyota						
4Runner	98-11	106mm	D	6 x 5.5	5	8 ^{^^^}
Avalon	95-11	60.1mm	B	5 x 4.5	5	1
Camry	83-91	54.1mm	B	5 x 100	5	1
Camry	92-11	60.1mm	B	5 x 4.5	5	1
Celica	94-05	54.1mm	B	5 x 100	5	1
Corolla	93-02	54.1mm	A	4 x 100	5	1
Corolla	03-11	54.1mm	B	5 x 100	5	1
Corona	91-97	54.1mm	B	5 x 100	5	1
Echo	00-05	54.1mm	A	4 x 100	5	1
FJ Cruiser	07-11	106mm	D	6 x 5.5	3	8 ^{^^^}
Highlander	01-11	60.1mm	B	5 x 4.5	5	1
Land Cruiser	98-11	106mm	B	5 x 150	5	8 ^{^^^}
MR2	00-05	54.1mm	A	4 x 100	5	1
Mainline	92-97	54.1mm	B	5 x 100	5	1
Matrix 1.8L	03-11	54.1mm	B	5 x 100	5	1
Matrix 2.4L	09-11	60.1mm	B	5 x 4.5	5	1
Paseo	91-99	54.1mm	A	4 x 100	5	1
Prius	98-03	60.1mm	A	4 x 100	5	1
Prius	04-11	60.1mm	B	5 x 100	5	1
RAV4	95-11	60.1mm	B	5 x 4.5	5	1
Sequoia	01-07	106mm	D	6 x 5.5	5	8 ^{^^^}
Sequoia	08-11	110mm	B	5 x 150	5	8 ^{^^^}
Sienna	98-11	60.1mm	B	5 x 4.5	5	1
Solara	99-08	60.1mm	B	5 x 4.5	5	1
Supra	89-97	60.1mm	B	5 x 4.5	5	1
T100	93-98	106mm	D	6 x 5.5	5	8 ^{^^^}
Tacoma 2WD	95-11	67.1mm	B	5 x 4.5	5	1
Tacoma 4WD	95-11	106mm	D	6 x 5.5	5	8 ^{^^^}
Tercel	95-97	54.1mm	A	4 x 100	5	1

Recommended Collet Options:

^{^^^}- HW160 XX0 062 99-101.5/105-110.7mm Special Fitment Collet

Model	Year	Hub Size	Plate	BHP	Stud	Collet
Toyota						
Tundra	00-06	108mm	D	6 x 5.5	5	8 ^{AAA}
Tundra	07-11	110mm	B	5 x 150	5	8 ^{AAA}
Venza	09-11	60.1mm	B	5 x 4.5	5	1
Yaris	06-11	54.1mm	A	4 x 100	5	1
Volkswagen						
Beetle	98-10	57.1mm	B	5 x 100	3	1
Cabrio	95-03	57.1mm	A	4 x 100	3	1
CC	09-11	57.1mm	C	5 x 112	3	1
Eos	07-11	57.1mm	C	5 x 112	3	1
EuroVan	99-03	57.1mm	C	5 x 112	3	1
Golf 4 Cyl	92-98	57.1mm	A	4 x 100	3	1
Golf 6 Cyl	92-06	57.1mm	B	5 x 100	3	1
Golf	10-11	57.1mm	C	5 x 112	3	1
GTI	76-98	57.1mm	A	4 x 100	3	1
GTI	99-05	57.1mm	B	5 x 100	3	1
GTI	06-11	57.1mm	C	5 x 112	3	1
Jetta 4 Cyl	92-98	57.1mm	A	4 x 100	3	1
Jetta 6 Cyl	92-98	57.1mm	B	5 x 100	3	1
Jetta	99-05	57.1mm	B	5 x 100	3	1
Jetta	06-11	57.1mm	C	5 x 112	3	1
Passat 4 Cyl	90-97	57.1mm	A	4 x 100	3	1
Passat 6 Cyl	90-97	57.1mm	B	5 x 100	3	1
Passat	98-10	57.1mm	C	5 x 112	3	1
Phaeton	04-06	57.1mm	C	5 x 112	3	1
Rabbit	06-09	57.1mm	C	5 x 112	3	1
Routan	09-11	71.5mm	B	5 x 127	3	**
Tiguan	09-11	57.1mm	C	5 x 112	3	1
Touareg	04-11	71.5mm	C	5 x 130	3	**
Volvo						
C30	08-11	63.4mm	C	5 x 108	5	2

Model	Year	Hub Size	Plate	BHP	Stud	Collet
Volvo						
C70	98-04	65.1mm	C	5 x 108	5	2
C70	05-11	63.4mm	C	5 x 108	5	2
S40 4 Lug	96-04	67.1mm	A	4 x 4.5	5	2
S40 5 Lug	96-04	65.1mm	C	5 x 108	5	2
S40	05-11	63.4mm	C	5 x 108	5	2
S60	01-09	65.1mm	C	5 x 108	5	2
S60	10-12	63.4mm	C	5 x 108	5	2
S70	96-00	65.1mm	C	5 x 108	5	2
S80	99-06	65.1mm	C	5 x 108	5	2
S80	07-11	63.4mm	C	5 x 108	5	2
S90	96-98	65.1mm	C	5 x 108	5	2
V40	96-04	67.1mm	A	4 x 4.5	5	2
V50	05-11	63.4mm	C	5 x 108	5	2
V70	00-07	65.1mm	C	5 x 108	5	2
V70	08-10	63.4mm	C	5 x 108	5	2
V90	96-98	63.4mm	C	5 x 108	5	2
XC60	10-11	63.4mm	C	5 x 108	5	2
XC70	00-07	65.1mm	C	5 x 108	5	2
XC70	07-11	63.4mm	C	5 x 108	5	2
XC90	03-11	65.1mm	C	5 x 108	5	2
XR70	01-05	65.1mm	C	5 x 108	5	2
Yugo						
All Models	All	Cone	D x 98	4 x 98	5	Cone

Recommended Collet Options:




** - HW160 XX0 032 51.7/71.5mm No Taper Collet

AAA - HW160 XX0 062 99-101.5/105-110.7mm Special Fitment Collet

Recommended Collet Options Reference:

<p>^ - HW160 XX0 047 4.88 - 4.92mm No Taper Collet</p>	
<p>^^ - HW160 XX0 060 86.4-87.3/91-96mm Ford Precision Collet</p>	
<p>^^^ - HW160 XX0 062 99-101.5/105-110.7mm Toyota Precision Collet</p>	
<p>* - HW160 XX0 031 57/72.5/74mm No Taper Collet - BMW</p>	
<p>** - HW160 XX0 032 51.7/71.5mm No Taper Collet</p>	
<p>*** - HW160 XX0 051 66.5/84/85mm No Taper Collet - Mercedes</p>	
<p>**** - Reference MD Chart Disc # ***** - Reference MD Chart Disc #</p>	

Additional Collet Options:

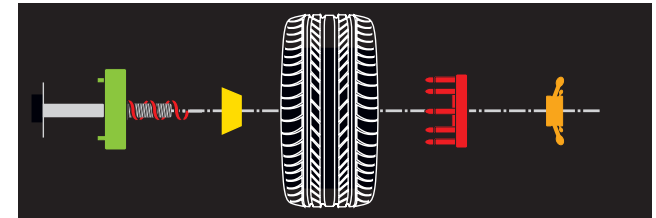
<p>" - HW160 XX0 012 54/60/64mm No Taper Collet</p>	
<p>"" - HW160 XX0 063 66.5-67.5/71-72mm Chrysler Precision Collet</p>	
<p>""" - HW160 XX0 064 73.6-74.6/77-78.5mm Chrysler Precision Collet</p>	

Please note:
4x4's have different
center holes to cars!

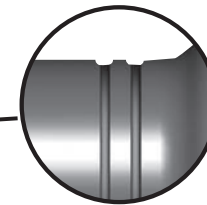

Flange Plate Adapter



Wheels with center holes 100-133mm (4\"/>



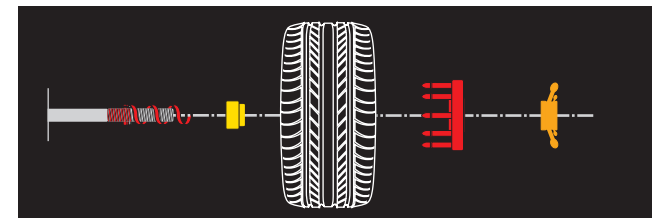
Studs



e.g. Stud No. II

Wheels with centre holes under 100mm (4\"/>

Flange Plate Adapter




9 Piece Low Taper Collets

Complete Range from 52.5mm - 122mm

**Kit Part#
150 400 110**

- **Glad Wheel Solution**
- **Covers 2" to 4.8"**
- **Lower Taper is better fitment**
- **No interference from cone in the wheel hub**



Cone	Clamping Range
1	52.5 - 61.0mm
2	61.5 - 70.0mm
3	67.5 - 76.0mm
4	75.0 - 83.0mm
5	82.0 - 90.5mm
6	89.0 - 97.5mm
7	94.0 - 103.0mm
8	101.0 - 111.0mm
9	110.0 - 122.0mm